SOLENOID VALVES

direct operated, coaxial
for high pressure fluids
3/8 to 1

NC

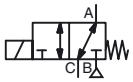

NO

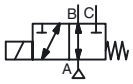

3/2
Series
387

FEATURES

- *Coaxial-type solenoid operated valve designed for high flow rates with low pressure loss*
- *Compatible with viscous or abrasive gases and liquids*
- *Suitable for high pressure applications*
- *Solenoid operated valve designed for long service life*
- *Vacuum operation up to 10^{-4} mbar*
- *The valves satisfy article 3.3 of Pressure Equipment Directive 97/23/EC*



GENERAL

Differential pressure 40 bar (B→A : 12 bar) [1 bar =100 kPa]
Maximum viscosity 500 cSt (mm²/s)

Response time (air operation ΔP = 4 bar)	3/8	1/2	3/4	1
opening time (ms)	45	60	105	150
closing time (ms)	70	130	150	190

fluids (✳)	temperature range (TS)	seal materials (✳)
air and gas groups 1 & 2 water, oil, liquids groups 1 & 2	- 20°C to + 100°C	FPM (fluoroelastomer) PTFE

MATERIALS IN CONTACT WITH FLUID

(✳) Ensure that the compatibility of the fluids in contact with the materials is verified

Body Brass
Internal parts Brass
Tube Stainless steel
Seals FPM /PTFE
Disc seal FPM

ELECTRICAL CHARACTERISTICS

Coil insulation class H
Connector (rectifier for AC) Spade plug (cable Ø 6-8 mm) with indicator LED
Connector specification ISO 4400 / EN 175301-803, form A
Electrical safety IEC 335
Electrical enclosure protection IP65 (EN 60529)
Standard voltages DC (=) : 24V
AC (~) : 115V - 230V / 50 Hz



NC function

prefix option	pipe size	power ratings (integrated coil DC (=), cold)			operator ambient temperature range (TS)	replacement coil		type [1]
		115 V ~	230 V ~	24 V ~/=		~	=	
	G	(W)	(W)	(W)	(C°)	230 V/50 Hz	24 V DC	
SC	3/8	40	42	35	-20 to + 60	-	-	01
	1/2	45	55	51				
	3/4	62	60	53				
	1	68	69	60				

[1] Refer to the dimensional drawings on the following page.

SPECIFICATIONS

pipe size	DN	flow coefficient Kv				operating pressure differential (bar)					power coil (W)		catalogue number
						min.	max. (PS) air/gas/water/oil (✳)						
		A→B		A→C			B→A	B→A	A↔C	A→B			
G		(m³/h)	(l/min)	(m³/h)	(l/min)		~	=	~/=	~/=	~	=	~/=
NC - Normally closed													
3/8	10	2,2	36,6	1,6	26,6	0	12	12	40	40	42	35	**SCG387A001**
1/2	15	5,2	86,6	3,6	60	0	12	12	40	40	55	51	**SCG387A002**
3/4	20	7,5	125	5,6	93,3	0	12	12	40	40	60	53	**SCG387A003**
1	25	12,2	203,3	10,2	170	0	12	12	40	40	69	60	**SCG387A004**
NO - Normally open													
3/8	10	2,2	36,6	1,6	26,6	0	12	12	40	40	42	35	**SCG387A005**
1/2	15	5,2	86,6	3,6	60	0	12	12	40	40	55	51	**SCG387A006**
3/4	20	7,5	125	5,6	93,3	0	12	12	40	40	60	53	**SCG387A007**
1	25	12,2	203,3	10,2	170	0	12	12	40	40	69	60	**SCG387A008**

E